

1. THE NEOGUARD DEVICE

This device comprises two identical discs with built-in permanent magnets, processed in the respective way.

The central part of the magnets contains a *4 mm* layer of herbal substance; the magnets themselves are also covered with a thin layer of herbal substance.

The red side of the disc has a magnetic south pole, and the black side – magnetic north pole.

The healthy effect of the device lasts for 5 years, during which the filter inside gets polluted from the neutralized free electrons extracted from the human body in the course of conducted therapy. The power of the field of the discs is inversely proportional to the square of the distance; therefore, *NEOGARD* is used by positioning it close to the body.

When the black side of the disc faces the source of harmful emanations (Fig.1), the electrons moving towards the disc turn towards the discs moving along the magnetic lines of force and get neutralized by the herbal filter.

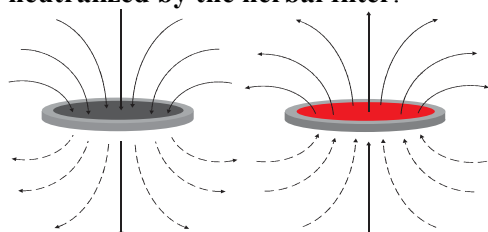


Fig.1

Fig.2

In the meantime, the electrons moving along the magnetic lines of force of the permanent magnets get accelerated in the direction of the disc and generate an emanation of photons in it through the red side of the disc. These emanations are healthful since they pass through herbal medium.

When the red side of the disc faces the source of harmful emanations (Fig. 2), the electrons moving towards the disc disperse in the surrounding area along the magnetic lines of force and do not reach the human body.

2. METHODS OF USE OF THE NEOGARD DISCS

The *NEOGUARD* discs are used in three different ways.

First method:

Both discs are positioned against the two sides of the body with the red sides facing it (Fig. 3).

The discs could be placed at any part of the body; however, it is advisable they be positioned against painful parts. The pain disappears in a relatively short time. It is also advisable we place the black side of the discs facing the source we wish to draw energy from.

With this way of use, the discs charge the body with energy from outer sources by the flow of electrons moving along the magnetic lines of force. The body recovers its energy balance by emitting electrons along the magnetic lines of force in *the ground* and *the atmosphere*. The remedy effect is observed when the *NEOGARD* discs are used in wooded areas, where the environment is rich of herbal substance.

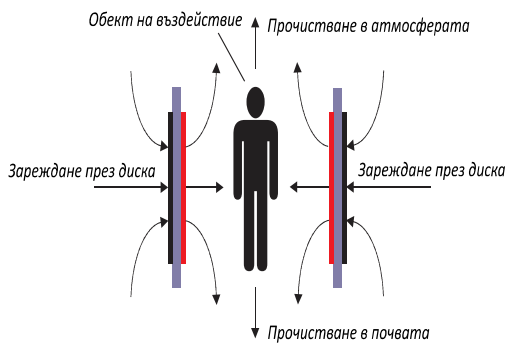


Fig.3 (Patient; Cleansing in the atmosphere; Charging through the disc; Cleansing into the ground; Charging through the disc)

This way of use of the **NEOGARD** discs is useful in places where the natural environment is clean and not damaged by human activities.

Second method:

Both discs are positioned against the two sides of the body with the black sides facing it (Fig.4).

The discs could be placed at any part of the body; however, it is advisable they be positioned against painful parts. The pain disappears in a relatively short time.

With this way of use, the **NEOGARD** discs protect the body from the environment and charge it with energy from *the ground* and *the atmosphere*. It is also advisable we place the red sides of the discs facing the source we do not wish to draw energy from. The body recovers its energy balance by emitting negative energy through the discs. The remedy effect is observed when the **NEOGARD** discs are used in wooded and seaside areas, where the atmosphere and the ground are rich of herbal substance and are not polluted.

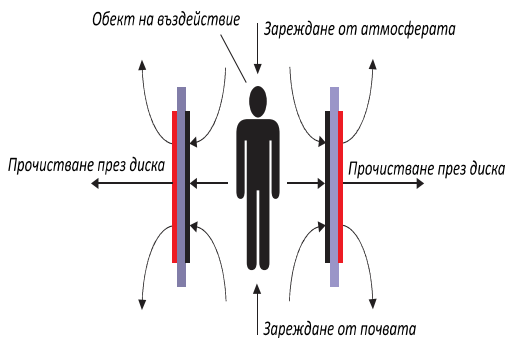


Fig. 4 (Patient; Charging from the atmosphere; Cleansing through the disc; Charging from the ground; Cleansing through the disc)

Third method:

Both discs are positioned against the two sides of the body with one black and one red side facing it (Fig.5).

The discs could be placed at any part of the body; however, it is advisable they be positioned against painful parts. The pain disappears in a very short time.

With this way of use, the body receives energy from the environment from one of the discs (the one with the black side facing the body) and emits energy into the environment through the other disc (the one with the red side facing the body). No energy is emitted and received from *the ground* and *the atmosphere*. The **NEOGARD** discs have a strong local effect since the flow of electrons moving along the magnetic lines of force of the permanent magnets gets dir-

ected from the one magnet to the other magnet through the human body and catches the free electrons found in the human body. Thus the human body cleans up and recovers in a very short time.

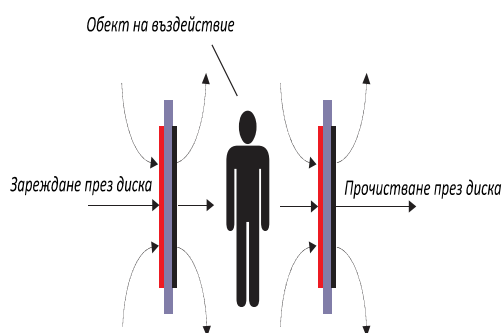


Fig.5 (Patient; Cleansing through the disc; Charging through the disc)

3. METHODS OF THEURAPEUTIC INTERVENTION WITH THE NEOGARD DISCS

3.1. Stimulating the bioactive points

The human body contains 7 main bioactive points (BAPs) that affect, to a great extent, its vital functions.

Actually, the bioactive points on the body are much more in number. By stimulating the bioactive points appropriately, we are able to treat many diseases.

This method of treatment is described below.

The discs are used to charge the respective bioactive point according to the disease. This point increases its activity and is able to deal with the disease on its own.

The existence of 7 main bioactive points is a common knowledge since ancient times.

Modern medicine does not have a firm stand regarding bioactive points. Nevertheless, it has been established that when the bioactive points are being stimulated by permanent magnets, the organism reacts more intensely compared to cases when other points on the body are being stimulated by permanent magnets.

Frontal BAP

Located on the forehead, between the eyebrows. Also called '*the third eye*'.

Stimulate it with one of the **NEOGARD** discs for 1 minute with the red side, and 1 minute with the black side, in the morning and in the evening. Apply this procedure for 2 days. Outcome: improves cognitive abilities and spatial imagination.

Guttural BAP

Located on the spinal column, at the level of the throat.

When stimulating this BAP, we are able to impact on the following diseases: pneumonia, asthma, and allergy.

Use both **NEOGARD** discs, one with the red side against the throat, and the other with the black side against the spinal column. Apply for 2 minutes in the morning, at noon and in the evening. Apply this procedure for 3 days.

Outcome: clears the throat from polyps, improves its functionality and abates the inflammation.

Cardiac BAP

Located on the spinal column, approximately at the level of the breast bone. Controls the arterial circulation and the cardiovascular system.

Use one of the **NEOGARD** discs with the red side against the spinal column for 2 minutes in the morning, at noon and in the evening. Apply this procedure for 4 days. Outcome: revives one's spirits and improves the capacity to work.

Solar BAP

Located on the spinal column, at the level of the solar plexus.

Use one of the **NEOGARD** discs with the red side against the spinal column for 3 minutes for 3 days. Outcome: improves the heat exchange in the whole body; suppresses the growth of parasitic micro organisms; boosts up the immune system.

Sacral BAP

Located at the level of the sacred bone on the spinal column.

Use one of the **NEOGARD** discs with the red side against the spinal column for 5 minutes for 5 days. Outcome: improves digestion; suppresses all diseases related to the stomach and the excretory system.

Caudal BAP

Located at the base of the spinal column.

Use one of the **NEOGARD** discs with the red side against the BAP for 2 minutes for 10 days in the morning, at noon and in the evening. Outcome: revives the sexual activity of the individual.

Important notes:

- **The red sides of the *NEOGARD* discs facing the body charge the body with energy.**
- **The black sides of the *NEOGARD* discs facing the body extract energy from the body.**

3.2. General treatment

Method A

With diseases localized in the upper part of the body, place the right hand on the black side of one of the discs, and the left hand on the red side of the other disc.

The duration of this procedure depends on the disease.

Method B

With diseases localized in the lower part of the body, place the right bare foot on the red side of one of the discs, and the left foot on the black side of the other disc.

The duration of this procedure depends on the disease, the age of the patient and his/her physical condition. Patients suffering from cardiac diseases, and patients experiencing acute mental disorders, should apply this procedure for a shorter period of time.

3.3. Local treatment

This way of treatment could be applied with most diseases. It is very efficient if the disease is localized (i.e. not spread over other parts of the body).

The consecutive use of the three methods, illustrated on Figures 3, 4 and 5, allows the organism to deal even with the most serious illnesses.

To this end, the following must be observed:

- Do not discontinue the procedures for a period of three weeks.
- Do not apply the procedures on Saturdays and Sundays.
- Your nourishment should include mainly vegetable food.
- Drink 1 - 2 litres of water charged with the **NEOGARD** discs a day.
- Exercise (make combined movements) three times a day for 20 minutes; this helps cleanse the body of toxins built up in the body.

The *NEOGARD* device could be used for local treatment of the following diseases:

• ***Abscess***

Use the general method of application of the discs.

If the abscess is located in the upper part of the body, use **method A**.

If the abscess is located in the lower part of the body, use **method B**.

Apply the procedure for 15 minutes.

Drink 1 litre of water charged with the **NEOGARD** discs a day.

• ***Acne***

Drink 2 litres of water charged with the **NEOGARD** discs a day.

This cleanses the tissues.

With chronic acne, wear the discs the whole day.

The discs should be separated.

Apply **methods A** and **B** consecutively in the evening; apply the procedures for 10 minutes.

• ***Agitation, nervousness***

Drink 200 millilitres of water charged with the **NEOGARD** discs.

Place the first disc at the lowest part of the spinal column with the black side against it, and the second on the stomach with the black side against it.

Apply the procedure for 20 minutes. The body calms down.

• ***Anaemia***

Drink 2 litres of water charged with the **NEOGARD** discs a day.

Apply **method A** in the evening for 10 minutes.

Wear both discs (separated) the whole day.

Apply the procedure for 20 days.

• ***Angina and tonsillitis***

Place both discs (one with the red and the other with the black side) tightly against both sides of the throat for 15 minutes. Only two procedures should abate the inflammation.

In the evening, apply **method A** for 15 minutes.

Wear both discs (separated) the whole day.

Drink 1 litre of water charged with the **NEOGARD** discs a day.

- **Anxiety neurosis and anxiety**

Drink 2 litres of water charged with the **NEOGARD** discs a day.
Wear both discs (separated) the whole day.
Apply **methods A** and **B** consecutively in the evening; apply the procedures for 10 minutes.

- **Anorexia**

Drink 1 litre of water charged with the **NEOGARD** discs a day.
Apply **methods A** and **B** consecutively in the evening; apply the procedures for 10 minutes.
Wear both discs (separated) the whole day.

- **Acute arthritis**

Apply **methods A** and **B** consecutively in the morning and in the evening; apply the procedures for 15 minutes.
Drink 2 litres of water charged with the **NEOGARD** discs a day.
Wear both discs (separated) the whole day.
Apply both discs locally at the epicentre of the pain, one disc with the red side, and the other with the black side against the painful joint.

- **Chronic arthrosis**

This illness of the joints develops in middle age. It causes pains and stiffening of joints. It could be triggered by numerous causes, most often mechanical.
Use **method A** or **method B** depending on the side of affected joint; apply the procedures for 15 minutes.
Wear both discs (separated) the whole day.
Drink 2 litres of water charged with the **NEOGARD** discs a day.
With arthrosis in the girdle area, it is necessary to use both discs, the black side of the first placed against the spinal column, and the red side of the second – at the abdominal area.

- **Arthritis of lower limbs**

This is a disturbance in the perfusion of lower limbs.
Drink 2 litres of water charged with the **NEOGARD** discs a day.
Wear both discs (separated) the whole day.
In the evening, apply **method B** for 15 minutes.

- **Asthma**

Apply systematically **method A** for 15 minutes; drink more than 1 litre of water charged with the **NEOGARD** discs a day.
The use of one of the **NEOGARD** discs with the black side against the guttural BAP is very efficient for all asthma sufferers.
Drink 1 litre of water charged with the **NEOGARD** discs a day.
Wear both discs (separated) the whole day.

- **Bronchitis**

Mild cases of bronchitis are treated very quickly by applying **method A** two times a day for 10 minutes.
Wear both discs (separated) the whole day.
Drink 1 litre of water charged with the **NEOGARD** discs a day.

- **Kidney stones**

Drink 2 litres of water charged with the **NEOGARD** discs a day.
Apply **method B** for 20 minutes.
Wear both discs (separated) the whole day.

- **Headache**

Apply *method A* for 20 minutes.

Place the red side of one of the discs in the area of the first cervical vertebra.

Drink 2 litres of water charged with the *NEOGARD* discs a day.

- **Acute colitis (inflammation of the large intestine)**

The first 2 - 3 days of the treatment, the sufferer must take rice with water charged with the *NEOGARD* discs at each meal.

Apply *methods A* and *B* consecutively; apply the procedures for 20 minutes.

Drink 200 millilitres of water charged with the *NEOGARD* discs a single time.

- **Constipation**

The *NEOGARD* discs have favourable effect over constipation caused by atony and spasms. In the first case, apply the red side of one of the discs at the lower end of the back for 25 minutes, two times a day.

In case of spastic constipation, simply place the black side on the same spot two times a day; apply the procedure for 15 minutes.

- **Cramps**

Cramps are relieved by placing the black side of one of the discs under the left palm, and the red side of the other disc under the right palm. Apply the procedure for 20 minutes. Same effect is achieved by placing the discs under the feet.

In between the attacks, it is recommended to drink water charged with the *NEOGARD* discs, especially in case of chronic cramps.

In this case it is useful, even necessary, to wear the discs all day long.

Placing one of the discs against the solar plexus prevents cramping in water (when taking a bath or in case of a hydrothermal attack).

- **Toothache**

You can soothe tooth neuralgia by placing the discs straight on the face with the black and red sides against the place of the pain for 15 minutes, two times a day.

To abate inflammation of gums, wash the mouth with water charged with the *NEOGARD* discs with a little baking soda in it.

- **Diabetes**

The treatment of diabetes with the *NEOGARD* discs requires a long period of time.

The three most important requirements during the treatment are:

Apply *method A* in the morning and in the evening for 20 minutes.

Wear the discs day and night.

Drink 2 litres of water charged with the *NEOGARD* discs a day.

- **Pains in the ankle**

Ankle sprains are treated by both discs on both sides of the outer ankle with the black and red side facing it, on the painful points.

It is useful to apply *method B* for 20 minutes.

The local application of the red side of one of the discs for 10 minutes, three times a day, is also very efficient.

- ***Pains in the elbow (tennis elbow)***

Place the discs on the painful points on both sides of the elbow with the black sides against it for 20 minutes.

Complete the procedure by applying one of the discs with the red side, and the other with the black side, against the elbow.

Positive outcomes are also achieved by applying **method A** for 20 minutes, two times a day.

- ***Pains in the back***

Place both discs on both sides of the spinal column against the most protruding parts of the vertebrae for 15 minutes. Place one of the discs with the red side against the body, and the other with the black side against the body.

Also, apply **methods A** and **B** consecutively for 20 minutes.

- ***Pains in the shoulder***

These are most often pains with scapulohumeral peri-arthritis. Find out which movements of the arm intensify the pains. Place one of the discs in front with the red side against the body when the movements forward and upwards are most painful. It could be placed in front or at the back against the most sensitive points. Search those points at some distance – in the area of the neck and all the way to the wrists, and treat locally for 15 minutes, two times a day.

Place the other disc with the black side on the spinal column in the area of the sacral BAP.

It is useful to wear the discs all day long, irregardless of the cause of the pains.

- ***Pains in the knee***

Painful points are treated by pressure:

- Place both discs with the red sides against the knee for 10 minutes.
- Place both discs with the black sides against the knee for 10 minutes.
- Place one of the discs with the red, and the other with the black side, against the knee for 10 minutes.

Apply the general treatment under the **B method** for 20 minutes.

- ***Pains in the hip***

They most often refer to coxarthrosis, causing severe pain and resulting in disability. Since the access to the affected joint is difficult, use both discs for 30 minutes. One of the discs should be faced with the black, and the other with the red side towards the epicenter of the pain.

Some pains in the hip are reflex ones, caused by lumbar dysfunction. With pains in the hip joint, it is good to place both discs under the feet, one with the red and the other with the black side upwards. Apply the procedure for 30 minutes.

- ***Pains in the arm***

They are most often of rheumatic or traumatic nature.

Place the discs with the red sides against sensitive points.

Drink 1 litre of water charged with the **NEOGARD** discs a day.

- ***Pains in the chest***

Apply **methods A** and **B** consecutively for 15 minutes.

With pains in the area of the chest, stimulate the two points located under the armpits at the level of the nipples, with the red sides of the two discs facing the body.

- **High blood pressure**
 Patients must be examined and undergo an electric cardiogram.
 Apply **method A** for 5 minutes, two times a day.
 With constant high blood pressure, place one of the discs with the black side on the right hand, and the other – with the red side on the chest at the level of the breast bone for 5 minutes.

- **Low blood pressure**
 Follow the indications for high blood pressure, but apply **method A** for 15 minutes, two times a day.

- **Nausea**
 Apply **method A** for 15 minutes. Drink 100 milliliters of water charged with the **NEOGARD** discs each half an hour until you consume 1 liter of it.

- **Diarrhea**
 Look for the reasons provoking the diarrhea and apply **method B** for 15 minutes.
 Drink water charged with the **NEOGARD** discs in the morning and at noon. It is good if you do not drink water after 5 p.m.

- **Cough**
 Apply **method A** for 20 minutes, two times a day.
 Drink 1 liter of water charged for 2 hours with the **NEOGARD** discs. Drink the water according to the bursts of thirst.

- **Weakened memory**
 Apply **method A** for 20 minutes, two times a day.
 Drink 2 litres of water charged with the **NEOGARD** discs a day.
 Treat the sincipital BAP of the body.

- **Migraine**
 Apply **method A** for 20 minutes, two times a day.
 Treat the sincipital BAP of the body.
 Drink 2 litres of water charged with the **NEOGARD** discs a day.

- **Neuralgia**
 Chose the method of treatment with the **NEOGARD** discs that would be most suitable for the location of the neuralgia. Thus the cervicobrachial neuralgia is treated by **method A**, and the sciatica – by **method B**.
 Apply the procedures for 15 minutes.
 If possible, always use the local application of the discs. They can be placed with the red side along the path of the nerves for 30 minutes, two times a day.

- **Paralysis**
 The treatment takes a long period of time.
 First, apply **methods A** and **B** consecutively, two times a day for 30 minutes. With right-side paralysis, place one of the discs with the black side on the right hand, and the other – with the red side on the left foot. With left-hand paralysis, place one of the discs with the black side on the left hand, and the other disc – with the red side on the left foot.
 Apart from that, drink 2 litres of water charged with the **NEOGUARD** discs a day.

- **Sciatica**
 The general treatment is under the **B method** for 20 minutes.
 Preferably, place one of the discs with the black side on the lower part of the back, and the other – with the red side on the abdomen, for 30 minutes, two times a day.
 Drink 2 litres of water charged for 2 hours with the **NEOGARD** discs a day.

- **Stomach distress**
 Apply **method A** for 20 minutes.
 Drink 2 litres of water charged for 3 hours with the **NEOGARD** discs a day.
 With stomach ulcers, place the black side of one of the discs on the abdomen for 30 minutes, two times a day.
 Place the other disc at a distance of 1 meter away from the body with the red side upwards.

- **Varicose ulcer**
 Apply **method B**; apply the procedure for 20 minutes.
 The red side of one of the discs is placed on the abdomen above the ulcer, two times a day; apply this procedure for 30 minutes.
 It is recommended to drink 2 litres of water charged for 2 hours with the **NEOGUARD** discs a day.

- **Inflammation and stones in the gall-bladder**
 Apply **method A** or **method B**. Apply the procedures for 30 minutes.
 It is necessary to drink 3 litres of water charged with the **NEOGARD** discs a day.

- **Premature aging**
 The use of the **NEOGARD** discs is the best age-fighting device. The discs have an antidepressive effect; they improve the general disposition of the patient and expand the capillaries of the lower limbs.
 The **NEOGARD** discs allow the organism recover its vitality. This is illustrated by several outcomes: the nails become stronger, the eyesight improves, the hair starts growing again, and the sexual activity is restored.
 The therapy with the **NEOGARD** discs affects the anterograde brain deficiency (confusion, dizziness, neglect of one's person, making friends easily, miserliness).
 Apply **method B** each morning for 15 minutes.
 Drink 2 litres of water charged with the **NEOGARD** discs a day.
 Each morning and evening, massage the skin with water charged with the **NEOGARD** discs.

- **Eye diseases**
 The therapy with the **NEOGARD** is applied for treatment of inflammation of the eyelids, conjunctivitis, stye, inflammation of the iris, cataract, and strabismus.
 With inflammation of the eyelids, conjunctivitis or stye, use the red side of one of the discs for 10 minutes, two times a day.
 With inflammation of the iris and cataract, it is appropriate to use the black side of one of the discs for 10 minutes, two times a day.
 With strabismus, place the black side of one of the discs on the fifth cervical vertebrae for 10 minutes, two times a day.
 Drink 1 litre of water charged with the **NEOGARD** discs a day.

- ***Stimulation of the blood circulation of lower limbs***

Place one of the discs in the lumbar area of the spinal column with the black side against it.

Place the other disc in the area of the hip muscles with the red side against the body.

Apply the procedure for 30 minutes.

- ***Skin itches***

Apply one of the discs locally with the red side against the itch.

Place the other disc in the abdominal area with the black side against it.

Apply the procedure for 30 minutes.

- ***Obesity***

With obesity, it is necessary to drink 3 litres of water charged for 3 hours with the **NEOGARD** discs a day.

Prepare an infusion of hawthorn, lavender, lime-tree, common balm, camomile and St. John's wort with water charged with the **NEOGARD** discs, and drink it half an hour before going to bed. Stop the consumption of meats and white wheat bread.

It is allowed to have chicken or fish once a week.

Apply **method A** for 15 minutes in the morning.

In the evening, apply **method B** for 20 minutes.

4. CHARGING WATER WITH THE NEOGARD DISCS

If we place a bottle of water over the red side of one of the discs and cover it with the black side of the other disc for 2 hours, the water in the bottle would change its physical properties but retain its chemical ones.

The water charged with the discs retains its characteristics for a period of five days. It is light, palatable, mineralized and does not form micro crystals, which are extremely dangerous for the organism.

Its advantageous effects over the human body could be observed after 3 months of consumption.

The water charged with the **NEOGARD** discs has the astonishing ability to purge the organism.

The consumption of 1 - 2 litres of water charged for 2 hours with the **NEOGARD** discs decomposes stones in the gall-bladder and the kidneys for 7 weeks.

With obesity, it is necessary to drink 1 - 2 litres of water charged with the **NEOGARD** discs a day.

With retention of urine, it is necessary to drink 50 ml of water charged with the **NEOGARD** discs each half an hour during the day for a period of 5 days.

Drinking charged water, combined with the use of the discs, helps against psychosomatic disturbances and arthrosis.

Drinking herbal tea charged with the **NEOGARD** discs helps a lot in case of insomnia. Prepare the herbal tea in enamelled vessels.

Massaging the skin in the morning and in the evening with charged water decreases wrinkles on the skin and slows down aging.

The method of charging water with the **NEOGARD** discs is illustrated on *Figure 6*.

The discs affect the blood circulation by regulating it. They also improve digestion.

The cholesterol built up on the walls of blood vessels gets eliminated and the activity of the heart is restored.

It is desirable that each family possess the magnet discs **NEOGARD** and its members learn how to use them. Thus illnesses will reduce by more than 50%.

The **NEOGARD** discs invigorate brain activity, brighten-up memory and can direct the energy exchange between people in the same room.

The black sides of the **NEOGARD** discs facing the body purge the body and protect it from the harmful emanations from the environment.

The red sides of the **NEOGARD** discs facing the body charge the body with energy from the environment.

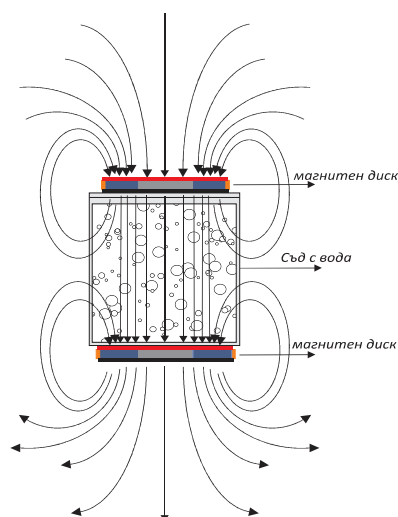


Fig 6 (Magnetic disc; Vessel of water; Magnetic disc)

5. EFFECT OVER PLANTS

Plants watered with water charged with the **NEOGARD** discs acquire the following properties:

Plants grow by 20 - 40% more than other plants.

Plants are more resilient.

Cut-off flowers stay fresh for longer time.

The green colour with them is darker.

6. CONTRAINDICATIONS

Contraindications refer mostly to patients with a cardiac stimulator, pregnant women (mostly in the first 3 months of pregnancy), and sufferers from advanced stages of spasmophilia, as well as sufferers from mental illnesses.

Avoid using the discs to treat children under the age of 3 months.

When treating the brain and the eyes, use the **NEOGARD** discs more carefully and for shorter period of time.

The discs do not cause shock conditions.

Patient's condition cannot get aggravated by the use of the discs.

There is no risk of addiction.

The favourable effects are permanent and the eventual residual complaints could be treated by repeating the procedures.